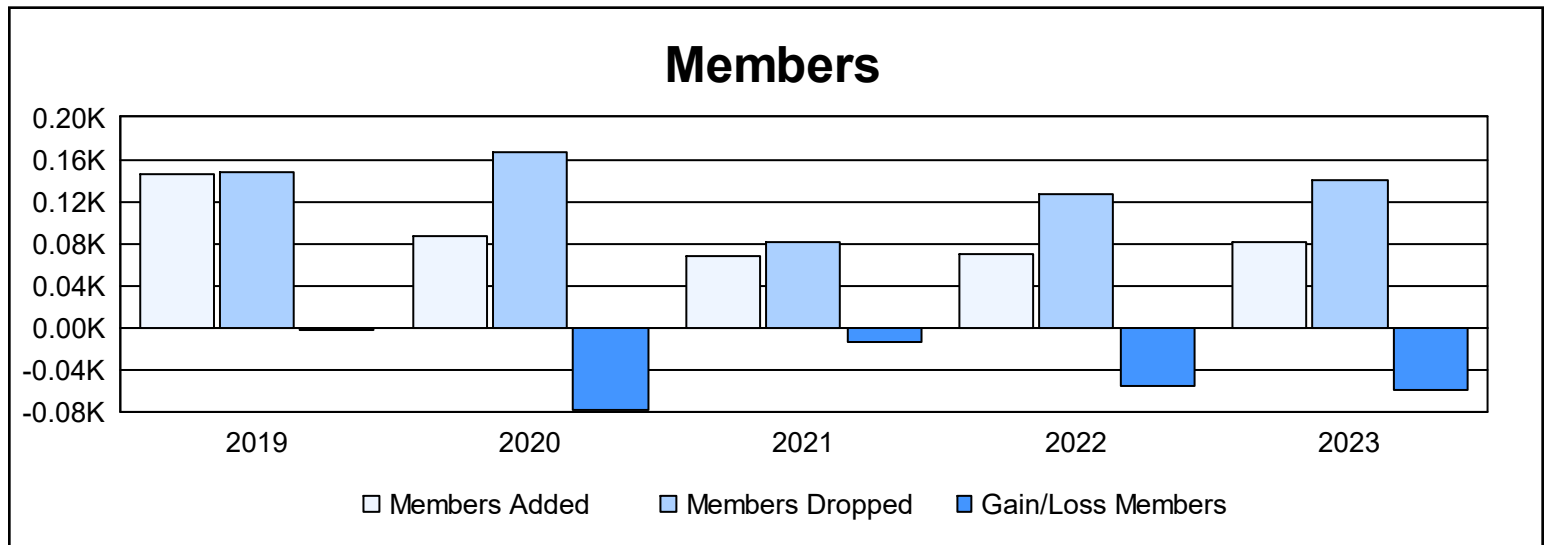
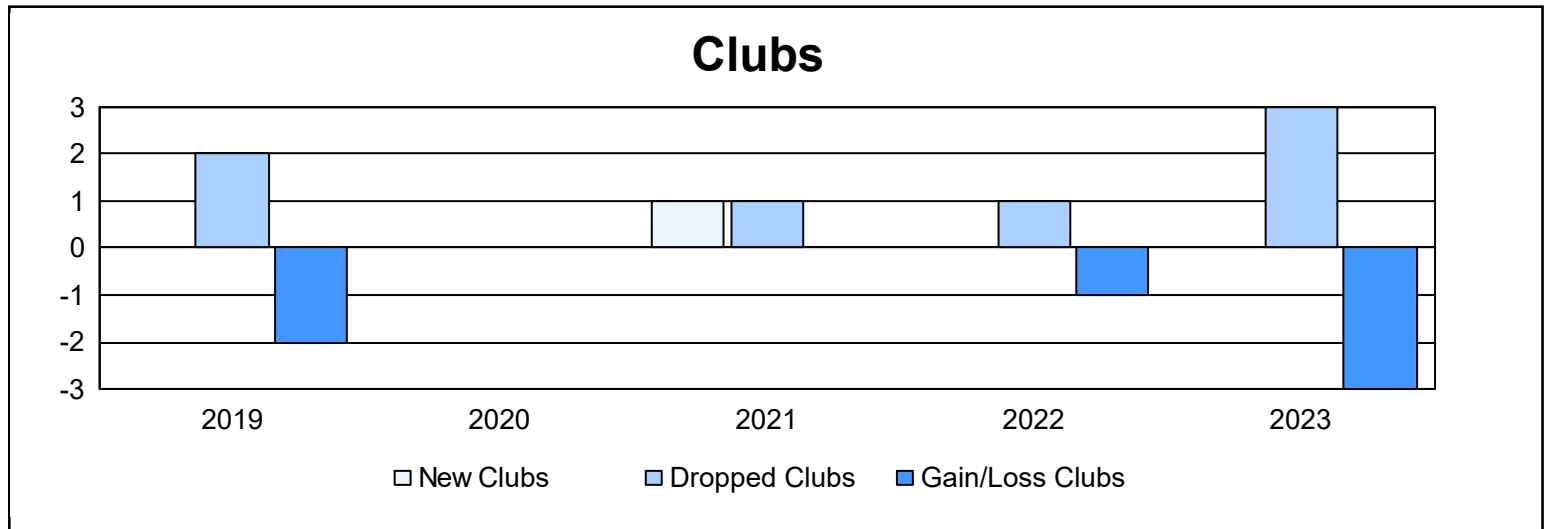
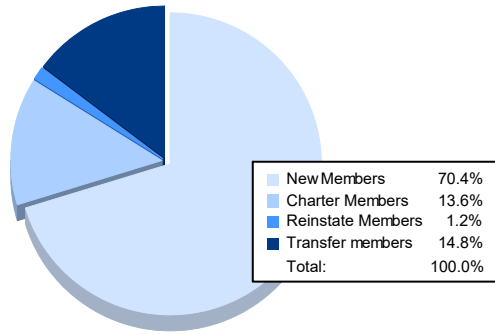


| Year | New Clubs | Dropped Clubs | Gain/ Loss Clubs | New Members | Charter Members | Reinstate Members | Transfer Members | Total Member Added | Total Members Dropped | Gain/ Loss Members |
|----------------|-----------|---------------|------------------|-------------|-----------------|-------------------|------------------|--------------------|-----------------------|--------------------|
| 2018-2019 | 0 | 2 | -2 | 103 | 7 | 6 | 29 | 145 | 147 | -2 |
| 2019-2020 | 0 | 0 | 0 | 57 | 4 | 10 | 16 | 87 | 166 | -79 |
| 2020-2021 | 1 | 1 | 0 | 37 | 23 | 3 | 4 | 67 | 81 | -14 |
| 2021-2022 | 0 | 1 | -1 | 50 | 9 | 2 | 9 | 70 | 126 | -56 |
| 2022-2023 | 0 | 3 | -3 | 57 | 11 | 1 | 12 | 81 | 141 | -60 |
| Average | 0 | 1 | -1 | 61 | 11 | 4 | 14 | 90 | 132 | -42 |



Membership Composition June 2023 Cumulative



Gender Composition June 2023 Cumulative

